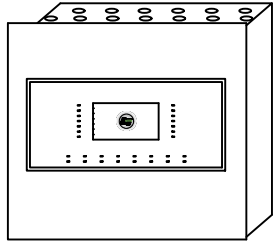


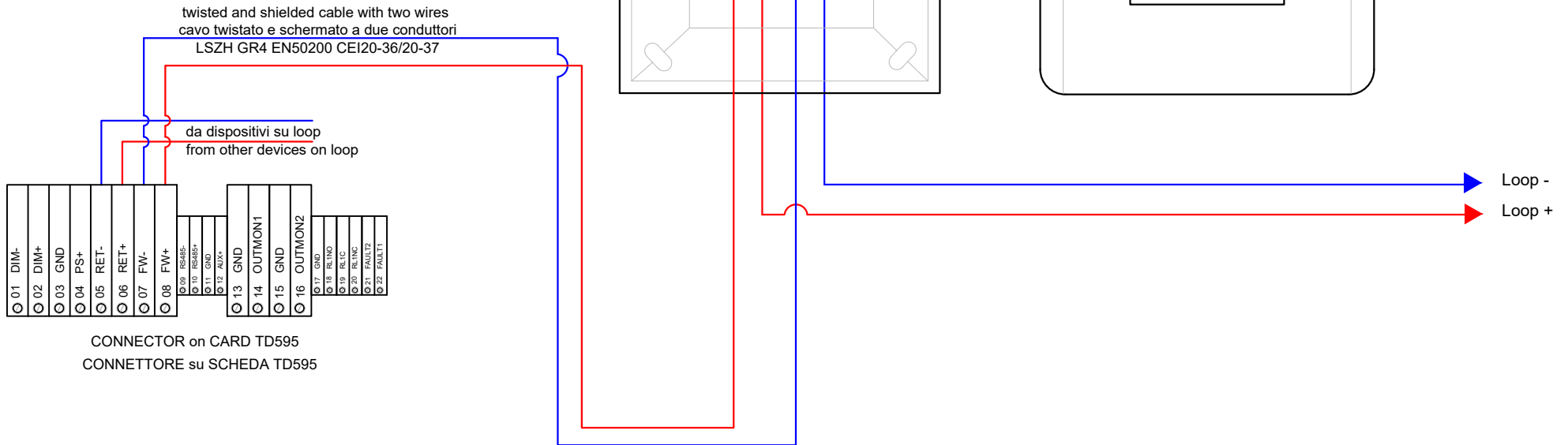
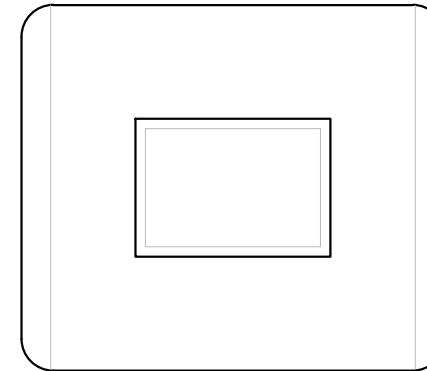
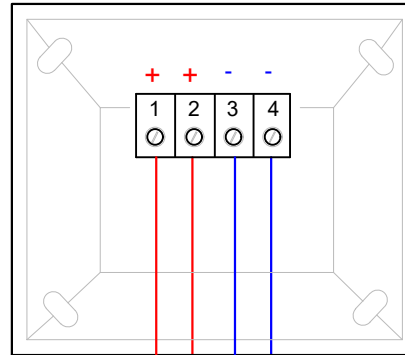
- IT
- collegare la schermatura a terra in un solo punto (in centrale)
 - la schermatura deve essere continua su tutto il cavo
 - i conduttori devono essere isolati dalla schermatura
- EN
- connect the shielding to the ground at one point only (at the control panel)
 - the shielding must be continuous on the entire cable
 - the conductors must be isolated from the shielding

ADDRESSABLE REMOTE INDICATOR CONNECTION CONNESSIONE RIPETITORE OTTICO INDIRIZZATO



mod. 40330

vista frontale - front view - mod. 40330



Distances with detectors, modules I/O or call points (max 240 for loop)

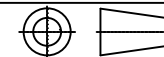
- 1250 mt. 2x0,5 mmq
- 1850 mt. 2x0,75 mmq
- 2500 mt. 2x1 mmq
- 3500 mt. 2x1,5 mmq
- 5000 mt. 2x2,5 mmq

For addressable sounder or wireless receivers the distance depends on the quantity of devices.

Distanze con sensori, moduli I/O o pulsanti (max 240 per loop)

- 1250 mt. 2x0,5 mmq
- 1850 mt. 2x0,75 mmq
- 2500 mt. 2x1 mmq
- 3500 mt. 2x1,5 mmq
- 5000 mt. 2x2,5 mmq

Per sirene indirizzate o ricevitori via radio la distanza viene dimensionata in funzione del numero di dispositivi.



MOD. MINIONE
mod. 40330



TELEDATA®

20132 MILANO - Via Giuletta, 8
Tel. +39 02-2592795 +39 02-27201352 Fax +39 02-2593704

N°014_a FAMILY: FIRE SYSTEM TYPE: ADDRESSABLE INDICATOR